



*Please consider the environment before printing this.*

## Synopsis

'Der Unbekannte Einwanderer' (translation from German: 'The Unknown Immigrant') is an audiovisual installation which collects instants, details of the surrounding environment; its colours, textures, materials full of emotion capable of defining the personality of a city.

When we walk around a place for the first time, we always make a mental image of it for ourselves, based on what its details suggest to us; nevertheless, with time we make the space ours and see it as a whole, without further analysis. This piece tries to once again bring us closer to the details, re-establishing the relationships of the public with the space which surrounds it, and with those moments of daily life that become invisible over time if not observed from a distance.

Even following the same route, each person will focus on different elements, perceiving some different sensations and classifying them in their own minds as a different space. The elements which strike us depend on a multitude of factors, from cultural to our mood or what we might have done that day, so that even though on the grand scale the spaces remain unaltered, it is in the details where the form of how we understand them lies.


'The Unknown Immigrant' is the feeling we have when we return to a familiar place after a long time, now inhabited by other people and used for other ends. We don't recognize what surrounds us and no one recognizes us... however, when we wander around our old stomping grounds, beyond the surface details, we connect all over again with shapes, textures, colours and ways of doing things; elements time can't change and which make us feel the authentic foundation of the city, its culture and the way its inhabitants use it.

It is in the little details where the city lives, far from the homogenization that confuses us today by making the most remote place feel falsely familiar to us, as if we could be anywhere in the world and just by turning the street corner, you turn the corner in another country and recognise elements of your childhood... However, if we find the city, its essence, we find ourselves in it.

The mounting of the installation is simple, a vertical projection of constantly walking feet, showing different surface areas and textures, giving us a real point of view to focus on.

Who hasn't walked along looking at their feet, alone with their thoughts?

Melancholy and absorbing music introduces us into the video as, projected temporarily on the front screen, fleeting flashes of the small details that make up this landscape (objects we find on the ground, graffiti on the walls, elements of daily life that the daily routine now doesn't let us see) that we take from it, to show us the reality surrounding us.



Picture. Still photo of video made in Cordoba.

## Technical Sheet

### Title

Der Unbekannte Einwanderer.

### Year

Córdoba (Spain) 2007.

Brussels (Belgium) 2008.

Valencia (Spain) 2009.

### Technical

Four channel video installation.

### Use

Turn on the computer normally: the application auto executes.

Connect the audio system.

Start the DVD players.

### Operation

The DVD players show a vertical projection (on the floor) of a video loop showing feet walking, with the same point serving as the start and finish of the route.

The computer projects, temporarily, photographs of elements of the environment on the wall in front of us. These images appear and disappear as fleeting flashes, appearing in random moments and order, but within a framework that avoids their appearance becoming routine.

Melancholy and absorbing background music introduces us into the video.

### Video

Three channels: Loop lasting approximately one hour in each channel.

### Photography

Approximately 100 images from each city, with a total of 350.

### Music

Wixel.

### Programming

Asll

### Duration

Indefinite.

---

## Technical Sheet

### Exhibition requirements

2 Ghz computer with 1Gb RAM, 128 Mg graphics card.

Three DVD players.

Video projector for horizontal projection starting from 2200 lumens.

Three video projectors for horizontal projection starting from 2200 lumens.

Adhesive white vinyl to cut to measure for the projection bases on the floor.

### Mounting

The DVD players, computer and audio system must be hidden from the spectator but accessible to the employees of the hall.

The projectors are suspended from the ceiling, assuring a projection space of 16:9 on the ground and another one of 1:1 on the wall.

## Diagrams

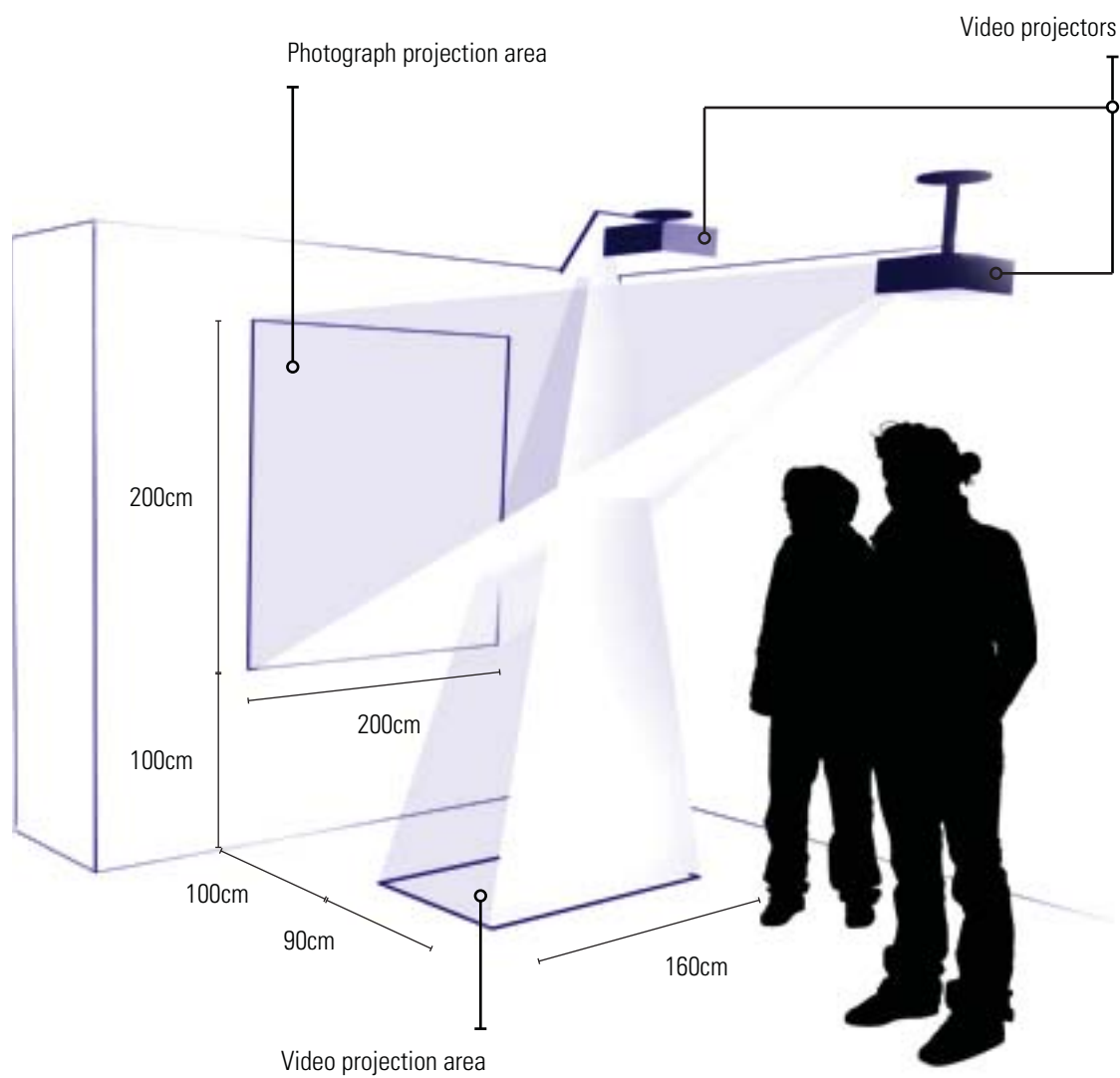




Diagram. Reference measurements of projection spaces for mounting the installation.

## Diagrams



*Diagram. Representation of distribution of space when using three spaces.*

## Pictures



Top. Detail of kind of images projected in parallel to video (Valencia, Spain).

Bottom. Still photos taken from video (Córdoba, Spain).

More info. Photo sets and video available online [www.danielpalacios.info](http://www.danielpalacios.info)

## Pictures



*Top. Detail of kind of images projected in parallel to video (Valencia, Spain).*

*Bottom. Still photos taken from video (Córdoba, Spain).*

*More info. Photo sets and video available online [www.danielpalacios.info](http://www.danielpalacios.info)*

## Pictures




*Top. Detail of kind of images projected in parallel to video (Valencia, Spain).*

*Bottom. Still photos taken from video (Córdoba, Spain).*

*More info. Photo sets and video available online [www.danielpalacios.info](http://www.danielpalacios.info)*

## Pictures



*Top. Detail of kind of images projected in parallel to video (Córdoba, Spain).*

*Bottom. Still photos taken from video (Córdoba, Spain).*

*More info. Photo sets and video available online [www.danielpalacios.info](http://www.danielpalacios.info)*

## Pictures




*Top. Detail of kind of images projected in parallel to video (Córdoba, Spain).*

*Bottom. Still photos taken from video (Córdoba, Spain).*

*More info. Photo sets and video available online [www.danielpalacios.info](http://www.danielpalacios.info)*

## Pictures




*Top. Detail of kind of images projected in parallel to video (Córdoba, Spain).*

*Bottom. Still photos taken from video (Córdoba, Spain).*

*More info. Photo sets and video available online [www.danielpalacios.info](http://www.danielpalacios.info)*

## Pictures



*Top. Detail of kind of images projected in parallel to video (Brussels, Belgium).*

*Bottom. Still photos taken from video (Córdoba, Spain).*

*More info. Photo sets and video available online [www.danielpalacios.info](http://www.danielpalacios.info)*

## Pictures




*Top. Detail of kind of images projected in parallel to video (Brussels, Belgium).*

*Bottom. Still photos taken from video (Córdoba, Spain).*

*More info. Photo sets and video available online [www.danielpalacios.info](http://www.danielpalacios.info)*

## Pictures



*Top. Detail of kind of images projected in parallel to video (Brussels, Belgium).*

*Bottom. Still photos taken from video (Córdoba, Spain).*

*More info. Photo sets and video available online [www.danielpalacios.info](http://www.danielpalacios.info)*

Thanks to:

Montserrat Jiménez

With the collaboration of:



Produced by:



**stopantplay**

[www.stopantplay.com](http://www.stopantplay.com)